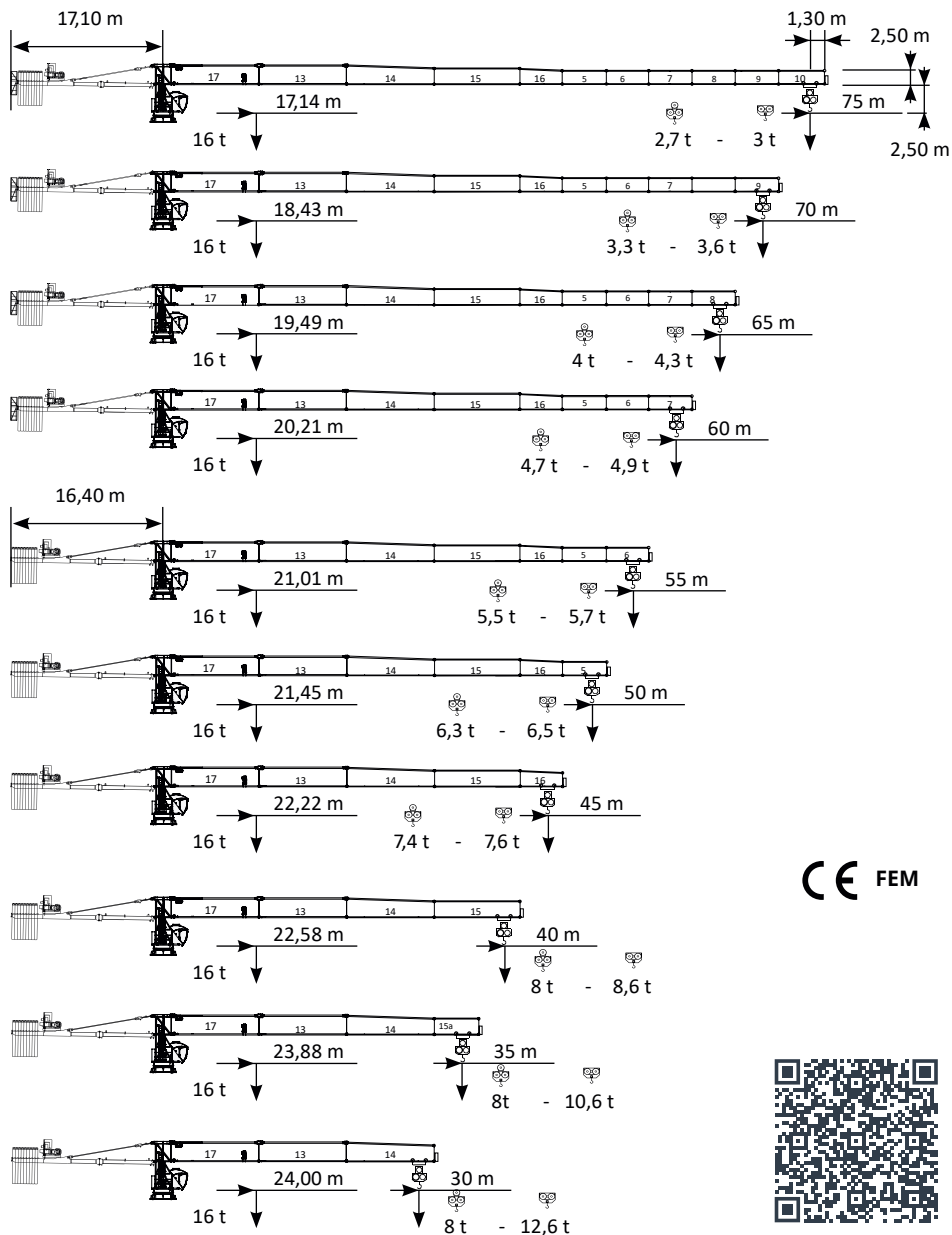


Wersje montażowe



Zeskanuj kod
i pobierz kartę na telefon

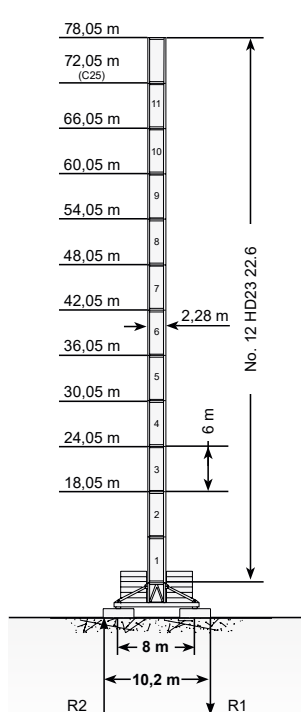
16
ton

TEREX
CTT 332

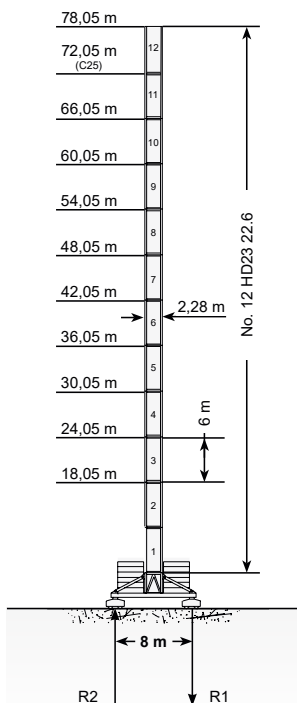


Tabela udźwignów

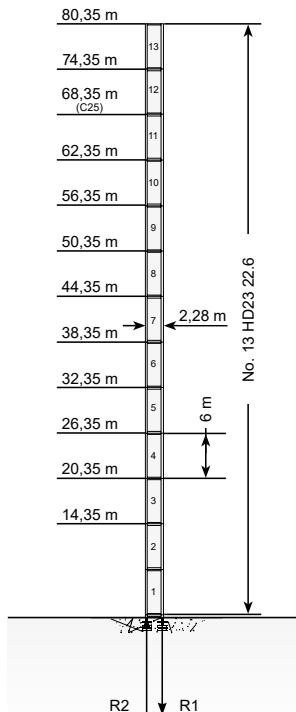
| | | CTT 332 - 16 | | | | | | | | | | | | | | | | | |
|------|---------|--------------|-------|-------|-------|-------|-------|------|------|------|------|------|------|------|------|----|----|----|----|
| | | 1 | 2 | 3 | 4 | 5 | 6 | 7 | 8 | 9 | 10 | 11 | 12 | 13 | 14 | 15 | 16 | 17 | 18 |
| | | m | 15 m | 20 m | 25 m | 30 m | 35 m | 40 m | 45 m | 50 m | 55 m | 60 m | 65 m | 70 m | 75 m | | | | |
| 8 t | 32,94 m | t | 8,00 | 8,00 | 8,00 | 8,00 | 7,47 | 6,43 | 5,61 | 4,96 | 4,42 | 3,98 | 3,60 | 3,28 | 3,00 | | | | |
| 8 t | 31,98 m | t | 8,00 | 8,00 | 8,00 | 8,00 | 7,20 | 6,15 | 5,33 | 4,67 | 4,13 | 3,69 | 3,31 | 2,98 | 2,70 | | | | |
| 16 t | 17,14 m | t | 16,00 | 13,54 | 10,58 | 8,61 | 7,20 | 6,15 | 5,33 | 4,67 | 4,13 | 3,69 | 3,31 | 2,98 | 2,70 | | | | |
| 8 t | 35,45 m | t | 8,00 | 8,00 | 8,00 | 8,00 | 8,00 | 6,99 | 6,11 | 5,41 | 4,83 | 4,35 | 3,95 | 3,60 | | | | | |
| 8 t | 34,39 m | t | 8,00 | 8,00 | 8,00 | 8,00 | 7,84 | 6,71 | 5,82 | 5,12 | 4,54 | 4,06 | 3,65 | 3,30 | | | | | |
| 16 t | 18,43 m | t | 16,00 | 14,65 | 11,47 | 9,35 | 7,84 | 6,71 | 5,82 | 5,12 | 4,54 | 4,06 | 3,65 | 3,30 | | | | | |
| 8 t | 37,87 m | t | 8,00 | 8,00 | 8,00 | 8,00 | 8,00 | 7,53 | 6,60 | 5,85 | 5,24 | 4,73 | 4,30 | | | | | | |
| 8 t | 36,55 m | t | 8,00 | 8,00 | 8,00 | 8,00 | 8,00 | 7,21 | 6,28 | 5,54 | 4,93 | 4,43 | 4,00 | | | | | | |
| 16 t | 19,49 m | t | 16,00 | 15,57 | 12,22 | 10,00 | 8,41 | 7,21 | 6,28 | 5,54 | 4,93 | 4,43 | 4,00 | | | | | | |
| 8 t | 38,90 m | t | 8,00 | 8,00 | 8,00 | 8,00 | 8,00 | 7,76 | 6,81 | 6,04 | 5,42 | 4,90 | | | | | | | |
| 8 t | 38,10 m | t | 8,00 | 8,00 | 8,00 | 8,00 | 8,00 | 7,57 | 6,61 | 5,85 | 5,22 | 4,70 | | | | | | | |
| 16 t | 20,21 m | t | 16,00 | 16,00 | 12,74 | 10,44 | 8,80 | 7,57 | 6,61 | 5,85 | 5,22 | 4,70 | | | | | | | |
| 8 t | 40,61 m | t | 8,00 | 8,00 | 8,00 | 8,00 | 8,00 | 8,00 | 7,14 | 6,35 | 5,70 | | | | | | | | |
| 8 t | 39,71 m | t | 8,00 | 8,00 | 8,00 | 8,00 | 8,00 | 7,93 | 6,94 | 6,15 | 5,50 | | | | | | | | |
| 16 t | 21,01 m | t | 16,00 | 16,00 | 13,29 | 10,91 | 9,21 | 7,93 | 6,94 | 6,15 | 5,50 | | | | | | | | |
| 8 t | 41,47 m | t | 8,00 | 8,00 | 8,00 | 8,00 | 8,00 | 8,00 | 7,31 | 6,50 | | | | | | | | | |
| 8 t | 40,55 m | t | 8,00 | 8,00 | 8,00 | 8,00 | 8,00 | 8,00 | 7,11 | 6,30 | | | | | | | | | |
| 16 t | 21,45 m | t | 16,00 | 16,00 | 13,59 | 11,16 | 9,42 | 8,12 | 7,11 | 6,30 | | | | | | | | | |
| 8 t | 42,95 m | t | 8,00 | 8,00 | 8,00 | 8,00 | 8,00 | 8,00 | 7,60 | | | | | | | | | | |
| 8 t | 42,00 m | t | 8,00 | 8,00 | 8,00 | 8,00 | 8,00 | 8,00 | 7,40 | | | | | | | | | | |
| 16 t | 22,22 m | t | 16,00 | 16,00 | 14,11 | 11,60 | 9,80 | 8,45 | 7,40 | | | | | | | | | | |
| 8 t | 40,00 m | t | 8,00 | 8,00 | 8,00 | 8,00 | 8,00 | 8,00 | | | | | | | | | | | |
| 8 t | 40,00 m | t | 8,00 | 8,00 | 8,00 | 8,00 | 8,00 | 8,00 | | | | | | | | | | | |
| 16 t | 22,58 m | t | 16,00 | 16,00 | 14,35 | 11,80 | 10,00 | 8,60 | | | | | | | | | | | |
| 8 t | 35,00 m | t | 8,00 | 8,00 | 8,00 | 8,00 | 8,00 | | | | | | | | | | | | |
| 8 t | 35,00 m | t | 8,00 | 8,00 | 8,00 | 8,00 | 8,00 | | | | | | | | | | | | |
| 16 t | 23,88 m | t | 16,00 | 16,00 | 15,24 | 12,53 | 10,60 | | | | | | | | | | | | |
| 8 t | 30,00 m | t | 8,00 | 8,00 | 8,00 | 8,00 | | | | | | | | | | | | | |
| 8 t | 30,00 m | t | 8,00 | 8,00 | 8,00 | 8,00 | | | | | | | | | | | | | |
| 16 t | 24,00 m | t | 16,00 | 16,00 | 15,32 | 12,60 | | | | | | | | | | | | | |



| | | |
|----|------------|------------|
| R1 | -1402 kN ● | -1822 kN ◄ |
| R2 | -157 kN ● | 0 kN ◄ |
| | 1280 kN | |

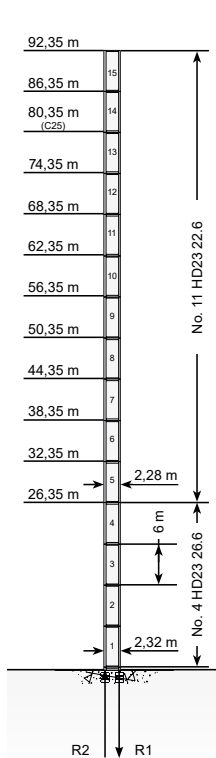


| | | |
|----|------------|------------|
| R1 | -1530 kN ● | -1852 kN ◄ |
| R2 | 0 kN ● | 0 kN ◄ |
| | 1400 kN | |

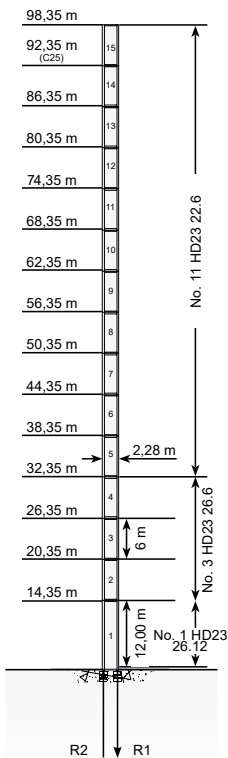


| | | |
|----|------------|------------|
| R1 | -2931 kN ● | -4139 kN ◄ |
| R2 | 2167 kN ● | 3150 kN ◄ |
| | 1059 kN | |

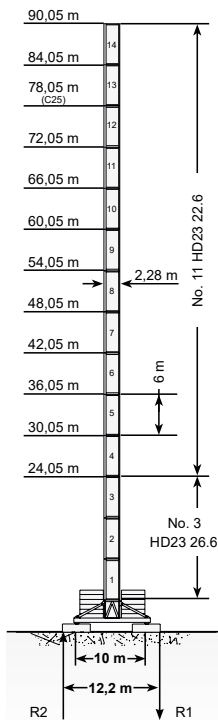
- Czynny
- ◄ Pozycja poza pracą
- Bez obciążenia, bez balastu, max wysięgnika i max wysokości



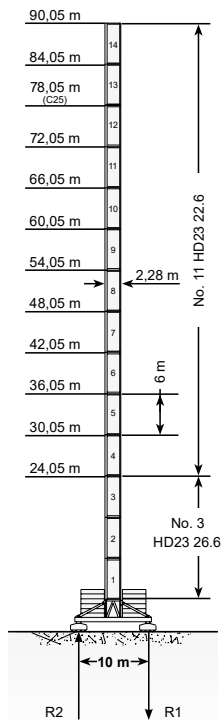
| | | | | |
|----|----------|---|----------|---|
| R1 | -3360 kN | ● | -5393 kN | ◆ |
| R2 | 2485 kN | ● | 4614 kN | ◆ |
| | 1264 kN | | | |



| | | | | |
|----|----------|---|----------|---|
| R1 | -3580 kN | ● | -6638 kN | ◆ |
| R2 | 2660 kN | ● | 5840 kN | ◆ |
| | 1350 kN | | | |



| | | | | |
|----|----------|---|----------|---|
| R1 | -1427 kN | ● | -1944 kN | ◆ |
| R2 | -267 kN | ● | 0 kN | ◆ |
| | 1430 kN | | | |



| | | | | |
|----|----------|---|----------|---|
| R1 | -1565 kN | ● | -1944 kN | ◆ |
| R2 | -130 kN | ● | 0 kN | ◆ |
| | 1550 kN | | | |

- Czynny
- ◆ Pozycja poza pracę
- Bez obciążenia, bez balastu, max wysięgnika i max wysokości