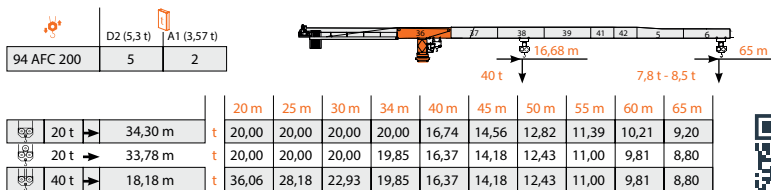
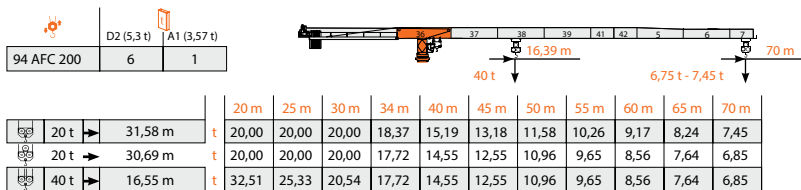
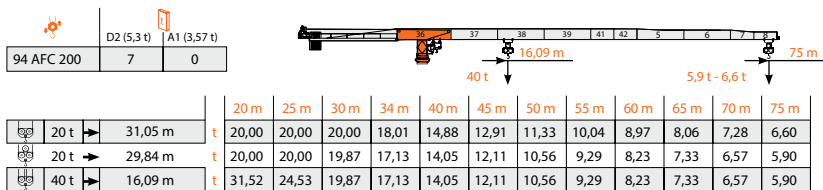
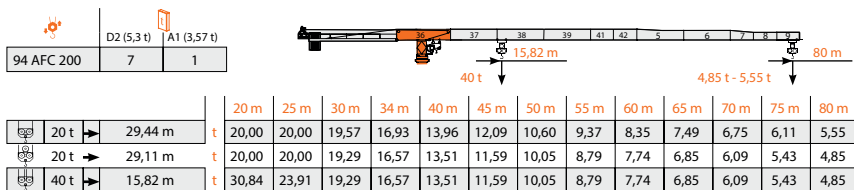
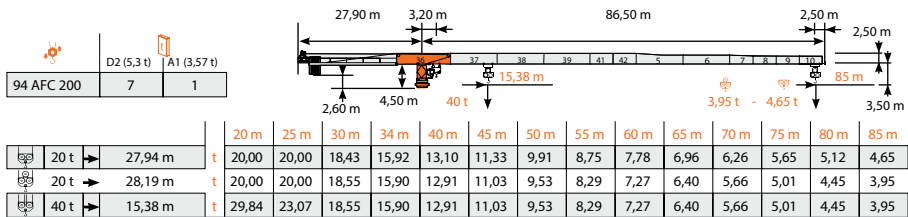


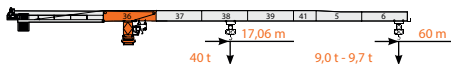
Wersje montażowe i tabela udźwignów



Zeskanuj kod i pobierz kartę na telefon

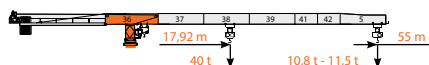
Wersje montażowe i tabela udźwignow

	D2 (5,3 t)		A1 (3,57 t)
94 AFC 200	5	1	



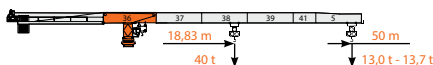
	20 m	25 m	30 m	34 m	40 m	45 m	50 m	55 m	60 m
	35,33 m	20,00	20,00	20,00	20,00	17,33	15,09	13,29	11,82
	34,52 m	20,00	20,00	20,00	20,00	16,81	14,57	12,78	11,32
	18,58 m	36,93	28,88	23,51	20,36	16,81	14,57	12,78	11,32

	D2 (5,3 t)		A1 (3,57 t)
94 AFC 200	4	2	



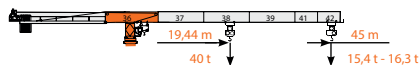
	20 m	25 m	30 m	34 m	40 m	45 m	50 m	55 m
	34,55 m	20,00	20,00	20,00	20,00	16,89	14,69	12,94
	33,30 m	20,00	20,00	20,00	20,00	19,52	16,09	13,94
	17,92 m	35,50	27,74	22,56	19,52	16,09	13,94	12,21

	D2 (5,3 t)		A1 (3,57 t)
94 AFC 200	5	0	



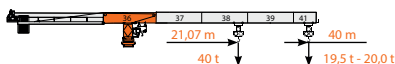
	20 m	25 m	30 m	34 m	40 m	45 m	50 m
	36,22 m	20,00	20,00	20,00	20,00	17,84	15,54
	34,99 m	20,00	20,00	20,00	20,00	17,08	14,81
	18,83 m	37,47	29,31	23,88	20,68	17,08	13,00

	D2 (5,3 t)		A1 (3,57 t)
94 AFC 200	4	1	



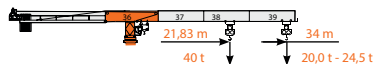
	20 m	25 m	30 m	34 m	40 m	45 m
	37,72 m	20,00	20,00	20,00	20,00	18,70
	36,12 m	20,00	20,00	20,00	20,00	17,74
	19,44 m	38,79	30,37	24,76	21,45	17,74

	D2 (5,3 t)		A1 (3,57 t)
94 AFC 200	3	2	



	20 m	25 m	30 m	34 m	40 m
	40,00 m	20,00	20,00	20,00	20,00
	40,00 m	20,00	20,00	20,00	20,00
	21,07 m	40,00	33,19	27,10	23,53

	D2 (5,3 t)		A1 (3,57 t)
94 AFC 200	2	3	



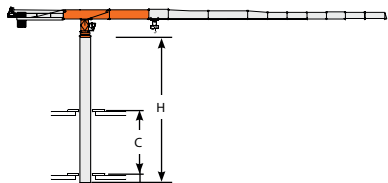
	20 m	25 m	30 m	34 m
	34,00 m	20,00	20,00	20,00
	34,00 m	20,00	20,00	20,00
	21,83 m	40,00	34,51	28,21

40
ton

TEREX CTT 721B

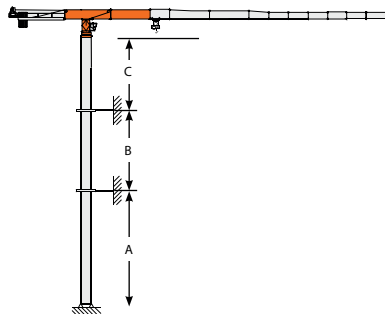


Inne konfiguracje



Wieża: HD23-26

C min	H max
14 m	48 m
16 m	54 m
18 m	60 m
21 m	66 m



Wieża: HD23-26

	min	max
A	42 m	60 m
B	30 m	36 m
C	36 m	

Wieża: HD23 & Posadowienie:R2

	●	◆
R1	-3743 kN	-5255 kN
R2	2510 kN	4316 kN
	1540,65 kN	

Wieża: HD23 & Posadowienie:R3

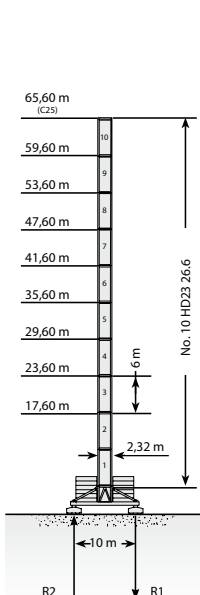
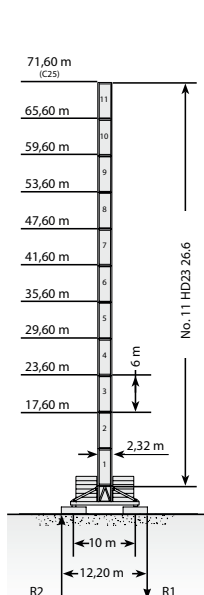
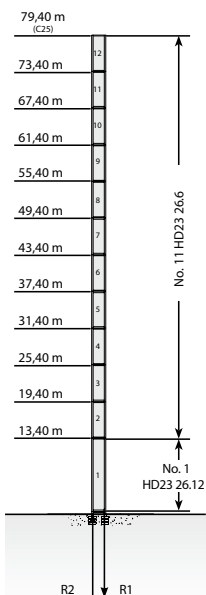
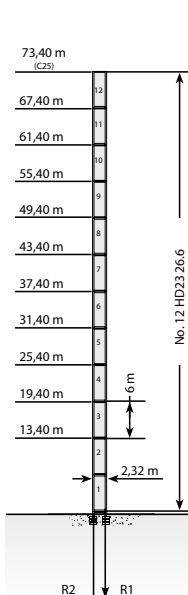
	●	◆
R1	-5450 kN	-6185 kN
R2	4217 kN	5200 kN
	1627 kN	

Wieża: HD23 & Posadowienie:FP6

	●	◆
R1	-1598 kN	-1823 kN
R2	-344 kN	-120 kN
	1735 kN	

Wieża: HD23 & Posadowienie:T6

	●	◆
R1	-1684 kN	-1823 kN
R2	-406 kN	-190 kN
	1735 kN	



Mechanizmy

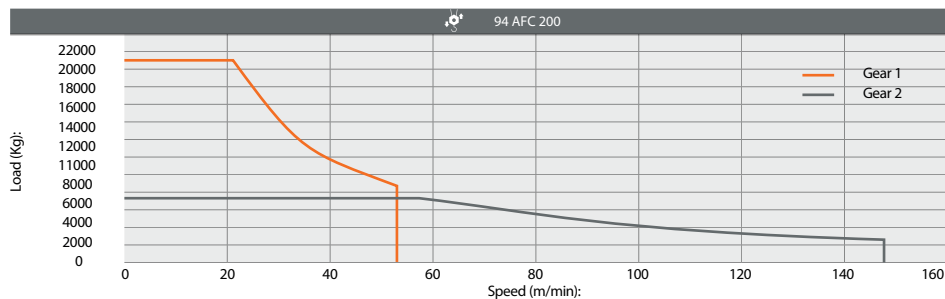
Zasilanie

	94 AFC 200 D3	163 kVA*	400V - 50Hz / 460V - 60Hz	2000/14/CE modificata
--	---------------	----------	---------------------------	-----------------------

Podnoszenie

			t	m/min		kW	
	94 AFC 200 D3 (Vector 2)		20	0 → 21	1°	94	 478 m max 239 m
			7,5	0 → 52			
			6,4	0 → 58			
			2	0 → 146			
			40	0 → 11	1°		
			15	0 → 26	2°		
			12,8	0 → 29			
			4	0 → 73			

Prędkość podnoszenia



Dodatkowe specyfikacje

	DVF 5 22	0 → 83 m/min	22 kW
	SCC 2 2 132 P	0,67 r.p.m.	2 x 18 kW
	TSR 4R G 4M8	12 → 24 m/min (50 Hz) 14 → 28 m/min (60 Hz)	4 x 80 Nm
	TVF 4RT 4M9	0 → 21 m/min	4 x 9 kW
	1		

Maksymalna wysokość wieży

		T6
	TSR 4R G 4M8	53,60 m
	TVF 4RT 4M9	>53,60 m

Wciągarka

Mechanizm jazdy torowej

Wymagania dotyczące zasilania

Mechanizm wodzaka

Dyrektywa na poziom hałasu

Zasilanie

Mechanizm obrotu

1 Skonsultuj z nami

Jazda po łuku